

UPDATED:

Survey: Is Coronavirus Affecting Decisions About Your Meetings?

Updated Tuesday, March 17, 2020



Powered by  SurveyMonkey®

Q1: Do/did you have meetings scheduled over the next 9 months in any of the following locations? (Select all that apply.)

March 10

ANSWER CHOICES	RESPONSES	
United States	93.37%	451
Europe	19.46%	94
Asia	7.87%	38
None scheduled	3.11%	15
Other (please specify)	8.49%	41
Total Respondents: 483		

March 17

ANSWER CHOICES	RESPONSES	
United States	97.18%	345
Europe	15.77%	56
Asia	6.48%	23
None scheduled	1.13%	4
Other (please specify)	9.30%	33
Total Respondents: 355		

Q2: If yes, did you cancel, move or reschedule events in any of the following locations?

March 10

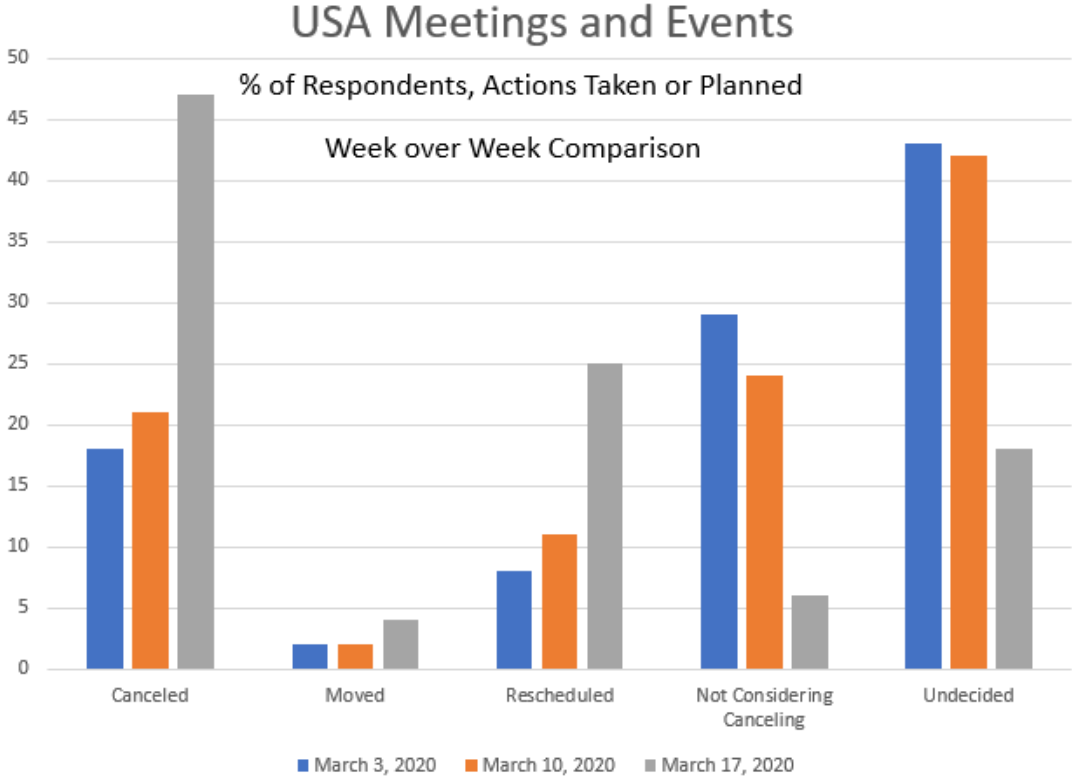
	CANCELED	MOVED	RESCHEDULED	UNDECIDED	NOT CONSIDERING CANCELING	TOTAL
United States	20.53% 93	2.21% 10	10.82% 49	41.94% 190	24.50% 111	453
Europe	30.83% 37	1.67% 2	16.67% 20	33.33% 40	17.50% 21	120
Asia	43.94% 29	1.52% 1	16.67% 11	22.73% 15	15.15% 10	66
Other	35.29% 24	1.47% 1	5.88% 4	38.24% 26	19.12% 13	68

March 17

	CANCELED	MOVED	RESCHEDULED	UNDECIDED	NOT CONSIDERING CANCELING	TOTAL
United States	46.42% 162	4.01% 14	25.21% 88	18.62% 65	5.73% 20	349
Europe	46.27% 31	2.99% 2	16.42% 11	29.85% 20	4.48% 3	67
Asia	51.61% 16	3.23% 1	16.13% 5	19.35% 6	9.68% 3	31
Other	38.46% 15	2.56% 1	20.51% 8	28.21% 11	10.26% 4	39

Week Over Week Comparison

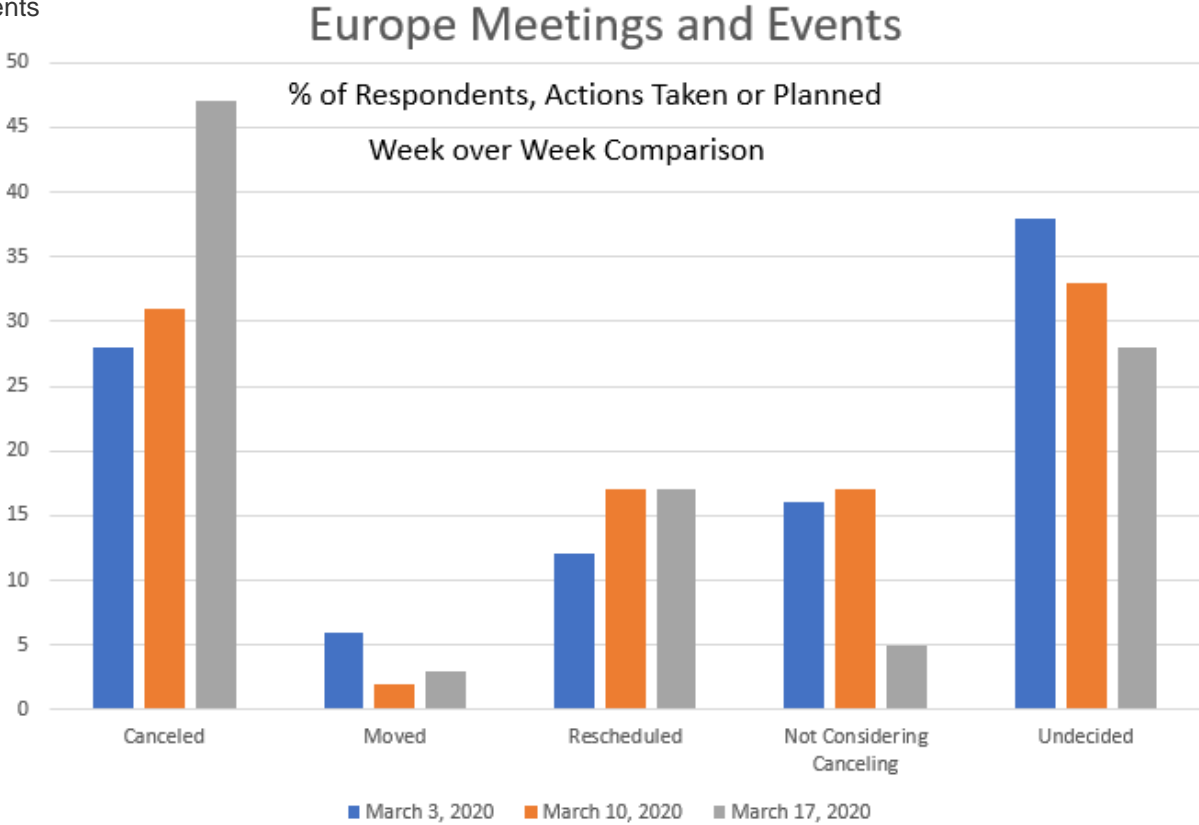
USA Meetings and Events



March 3: 400 responses
March 10: 451 responses
March 17: 354 responses

Week Over Week Comparison

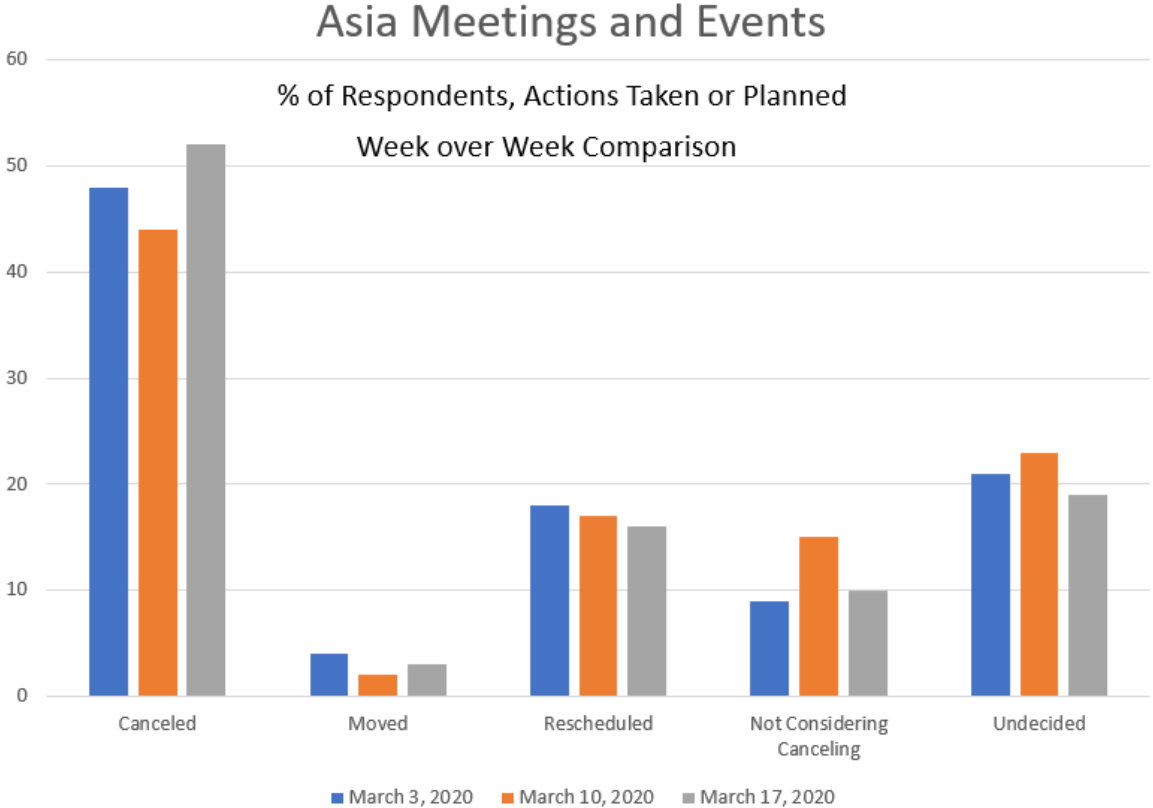
Europe Meetings and Events



March 3: 159 responses
March 10: 94 responses
March 17: 55 responses

Week Over Week Comparison

Asia Meetings and Events

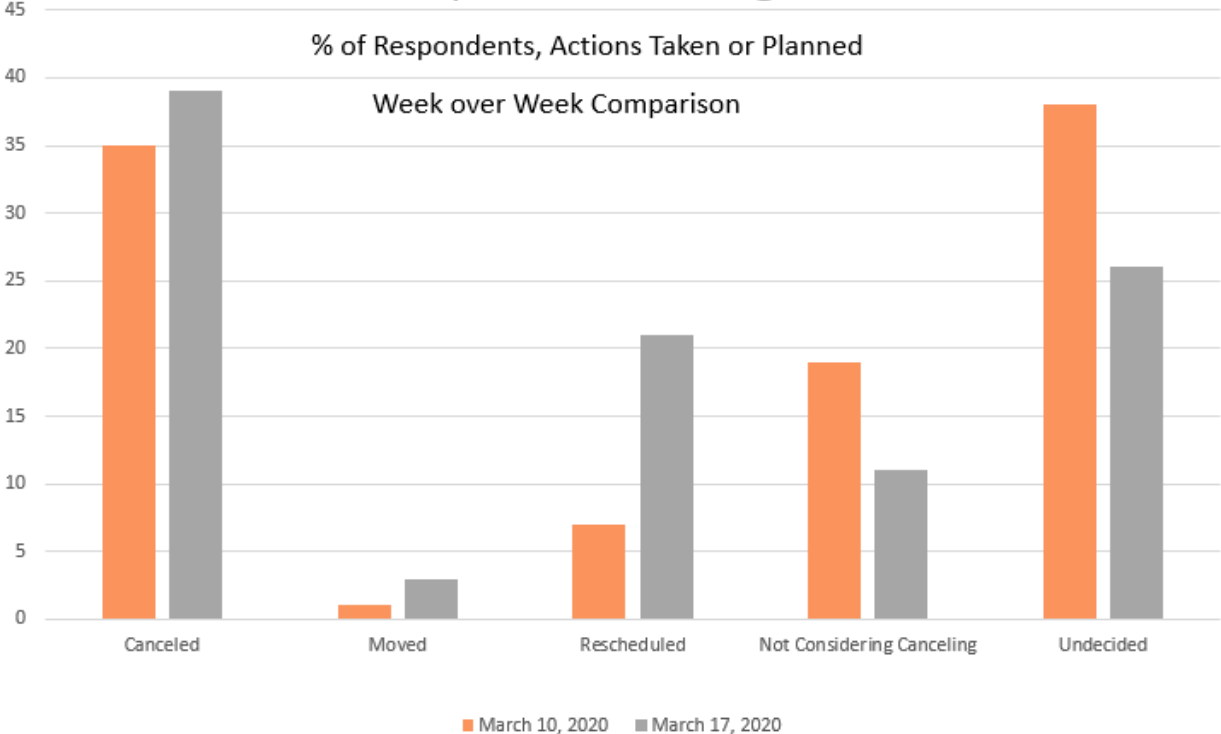


March 3: 67 responses
March 10: 38 responses
March 17: 23 responses

Week Over Week Comparison

Outside of US, Europe and Asia

Ex. US, Europe, Asia Meetings and Events



March 10: 41 responses
March 17: 27 responses

Q3: If you are going forward with planned meetings, are you implementing any of the following? (Select all that apply.)

March 10

ANSWER CHOICES	RESPONSES	
Providing additional hand-sanitizing stations	72.99%	300
Advising against handshaking	62.29%	256
Adding options for virtual participation	36.25%	149
Expecting lower attendance	73.24%	301
Issuing a statement regarding health measures	72.51%	298
Total Respondents: 411		

March 17

ANSWER CHOICES	RESPONSES	
Providing additional hand-sanitizing stations	60.36%	134
Advising against handshaking	57.21%	127
Adding options for virtual participation	49.10%	109
Expecting lower attendance	74.77%	166
Issuing a statement regarding health measures	66.22%	147
Total Respondents: 222		

Q4: Which best reflects your opinion about going forward with meetings?

March 10

ANSWER CHOICES	RESPONSES
We should continue to hold meetings in areas that are not significantly affected	40.64% 191
I'm not sure; still gathering information	40.21% 189
I believe we should cancel or delay all meetings for the next few months	14.68% 69
Other (please specify)	4.47% 21
TOTAL	470

March 17

ANSWER CHOICES	RESPONSES
We should continue to hold meetings in areas that are not significantly affected	12.28% 42
I'm not sure; still gathering information	28.07% 96
I believe we should cancel or delay all meetings for the next few months	51.75% 177
Other (please specify)	7.89% 27
TOTAL	342